

# DIP Power Inductor –KL

## Scope


- This specification applies to DIP Power Choke.



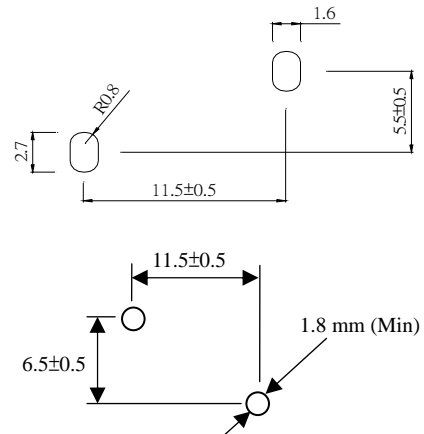
## Features

- Magnetic shielded construction for high density board assembly
- High performance excellent DC current characteristics
- Large energy storage capacity
- Up to 40 amps continuous
- Custom designs available

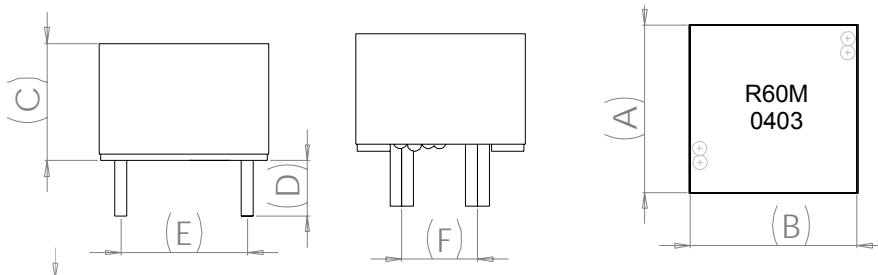
## Construction:



## Land patterns:



## Dimension



TYPE	A	B	C	D	E	F
KL1409	14.0MAX	14.0MAX	8.5MAX	3.4±0.5	11.5±0.5	5.5±0.5
KL1410	14.0MAX	14.0MAX	10MAX	3.4±0.5	11.5±0.5	5.5±0.5

## Product Identification

**KL 1410 M B R60**

(1) (2) (3) (4) (5)

(1)Type: DIP Power Choke

(2)Dimensions(mm): 1409=14mm×14mm×8.5mm,1410=14mm×14mm×10mm.

(3)Tolerance: M=20%

(4) Packaging style:B=Bulk

(5) Inductance:R60=0.6uH,1R0=1.0uH,100=10uH.

## Electrical Characteristics

### ● 1409 TYPE

Part Number	L (uH)	Tole. (%)	Test Frequency	RDC (mΩ) Max	IDC (A) Min
KL1409MBR60	0.6	20%	100	1	30
KL1409MB1R0	1.0	20%	100	2	30
KL1409MB1R5	1.5	20%	100	2	25
KL1409MB2R2	2.2	20%	100	3	20
KL1409MB3R3	3.3	20%	100	4.5	20

### ● 1410 TYPE

Part Number	L (uH)	Tole. (%)	Test Frequency	RDC (mΩ) Max	IDC (A) Min
KL1410MBR30	0.3	20%	100	0.8	60
KL1410MBR50	0.5	20%	100	1	40
KL1410MBR60	0.6	20%	100	1	40
KL1410MBR90	0.9	20%	100	1.8	30
KL1410MB1R2	1.2	20%	100	2	30
KL1410MB1R5	1.5	20%	100	2.2	25
KL1410MB2R2	2.2	20%	100	3	20
KL1410MB3R3	3.3	20%	100	3	15
KL1410MB4R7	4.7	20%	100	5	15

Note:\*AT 25MHZ \*\*AT7.9MHZ

When ordering please specify tolerance and packaging code.

Ex : PMC129- R60M- S Tolerance: M ± 20% L ± 15% K ± 10% Packaging: Clear Tape and Reel( Standard)

L Q :HP4287A SRF :HP8753D/E4991A RDC:Digital Multimeter SC-7401

Operating Temperature °C Range-40 to+125 °C

**\*Storage Temperature :25±3°C; <80%RH**