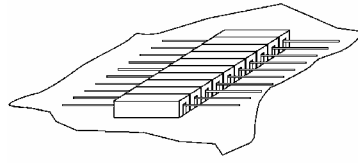
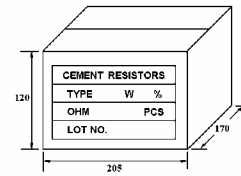


STANDARD PACKING OF CEMENT TYPE RESISTORS

Dimension (mm)
(1) Type A Packing



Type-A plastic bag



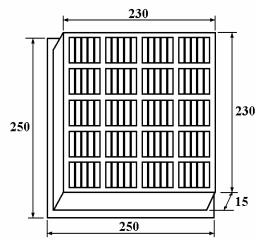
Inner box of plastic bag

Part No	Type	Q'ty / Plastic Bag (pcs)	Q'ty / Inner Box (pcs)	Q'ty / Carton (pcs)	Carton Size L x W x H (±5)	Gross Wt. ±2 Kgs.	Packing Type
PRW02W	PRW series 2 WATT	10	400	2,400	470 × 185 × 200	8.00	Type A
PRW03W	3 WATT	10	500	3,000	520 × 215 × 250	13.20	-DO-
PRW05W	5 WATT	10	400	2,400	-DO-	14.20	-DO-
PRW07W	7 WATT	10	300	1,800	-DO-	15.00	-DO-
PRW0AW	10 WATT	10	250	1,500	-DO-	17.80	-DO-
PRW0FW	15 WATT	10	150	900	-DO-	17.40	-DO-
PRW020	20 WATT	10	120	720	-DO-	20.50	-DO-
PRW025	25 WATT	10	120	720	-DO-	23.60	-DO-
PRWA5W	PRWA series 5 WATT	10	400	2,400	520 × 215 × 250	14.80	Type A
PRWA7W	7 WATT	10	240	1,440	-DO-	14.20	-DO-
PRWAAW	10 WATT	10	220	1,320	-DO-	16.30	-DO-
PRWC3W	PRWC series 3 WATT	10	400	2,400	470 × 185 × 200	7.30	Type A
PRWC5W	5 WATT	10	400	2,400	-DO-	8.00	-DO-
PRWC7W	7 WATT	10	400	2,400	520 × 215 × 250	14.20	-DO-
PRS05W	PRS series 5 WATT	10	400	2,400	520 × 215 × 250	18.50	Type A
PRS07W	7 WATT	10	300	1,800	-DO-	21.50	-DO-
PRS0AW	10 WATT	10	250	1,500	-DO-	21.00	-DO-
PRT0AW	PRT series 10 WATT	10	220	1,320	520 × 215 × 250	21.40	Type A
PRT0FW	15 WATT	10	150	900	-DO-	22.00	-DO-
PRT020	20 WATT	10	95	570	-DO-	18.90	-DO-
PRT030	30 WATT	5	45	270	-DO-	21.40	-DO-
PRT040	40 WATT	5	25	150	-DO-	14.20	-DO-

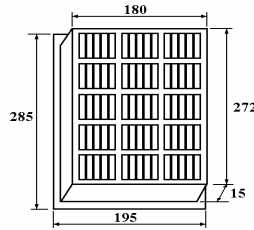
Part No	Type	Q'ty / Plastic Case (pcs)	Q'ty / Inner Box (pcs)	Q'ty / Carton (pcs)	Carton Size L x W x H (±5)	Gross Wt. ± 2Kgs.	Packing Type
PRM02W / PF2	PRM / FTR 2 WATT	10 (in bag)	700	4,200	520 × 215 × 250	18.50	Type A
PRM03W / PF3	3 WATT	100	500	2,000	540 × 270 × 230	14.00	Type B1
PRM05W / PF5	5 WATT	100	500	2,000	540 × 270 × 230	14.00	Type B1
PRM07W / PF7	7 WATT	75	375	1,500	435 × 315 × 235	17.00	Type B2
PRM0AW	10 WATT	60	300	1,200	435 × 315 × 235	17.80	Type B3
PFA	10 WATT	10(in bag)	150	1,500	485 × 182 × 182	23.50	Type A
PRMA5W	PRMA series 5 WATT	100	500	2,000	540 × 270 × 230	14.00	Type B1
PRMAAW / TFR	10 WATT	10(in bag)	150	1,500	485 × 182 × 182	23.50	Type A

STANDARD PACKING OF CEMENT TYPE RESISTORS

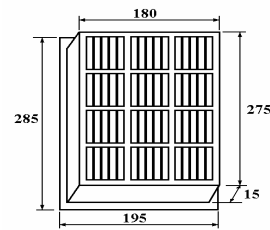
(2) Type B Packing (Plastic Case)



Type - B1 (3W, 5W)

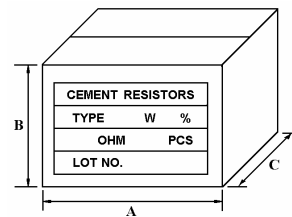


Type - B2 (7W)



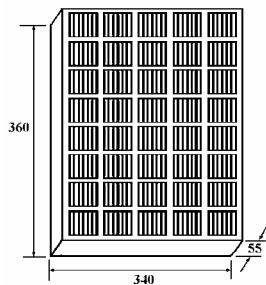
Type - B3 (10W)

Type	A	B	C
Type - B1	260	105	260
Type - B2	300	100	210
Type -B3	300	100	210

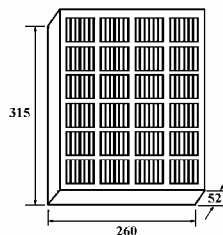


Inner Box of Plastic Case

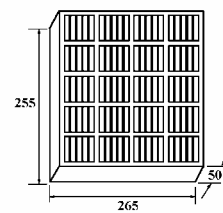
(3) Type C Packing (Pulp Case) Dimension (mm)



Type - C1 (3W, 5W)

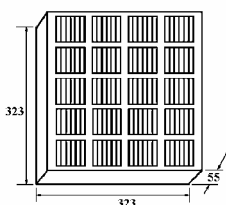


Type - C2 (10W)

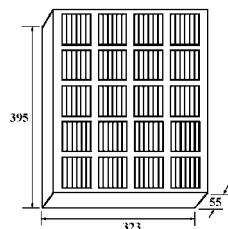


Type - C3 (7W)

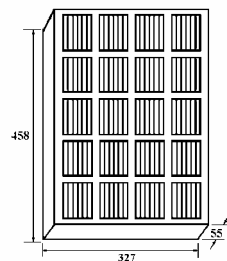
Dimension (mm)



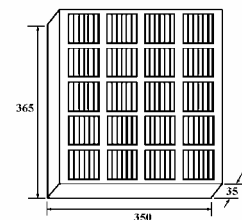
Type - C4 (15W)



Type - C5 (20W)



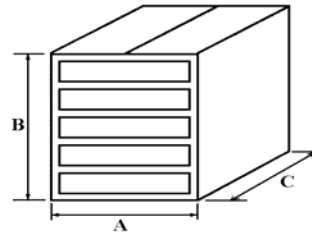
Type - C6 (30W, 40W)



Type - C7 (M-Type 5W)

STANDARD PACKING OF CEMENT TYPE RESISTORS

Type	A	B	C
Type - C1	360	300	350
Type - C2	270	270	320
Type - C3	260	260	265
Type - C4	330	330	300
Type - C5	330	285	400
Type - C6	340	285	460
Type - C7	360	340	370



Inner Box of Pulp case

Part No.	Type	Q'ty/Pulp Case(pcs)	Q'ty/Inner Box (pcs)	Q'ty/Carton (pcs)	Carton Size LxWxH (±5)	Gross Wt. ± 2Kgs.	Packing Type
PRVA3W / PRVB3W PRVA5W / PRVB5W PRVA7W / PRVB7W PRVAAW / PRVBAW PRVAFW / PRVBFW PRVA20 / PRVB20	PRVA/PRVB						
	3 WATT	200	1,000	2,000	720 × 370 × 325	12.60	Type - C1
	5 WATT	200	1,000	2,000	720 × 370 × 325	14.80	Type - C1
	7 WATT	100	500	1,000	545 × 290 × 300	11.00	Type - C3
	10 WATT	80	400	800	545 × 330 × 300	10.20	Type - C2
	15 WATT	100	500	500	350 × 350 × 330	10.80	Type - C4
	20 WATT	100	500	500	410 × 350 × 330	11.00	Type - C5
PZ1A5W / PZ2A5W / PRZC5W / PRZD5W PZ1A7W / PZ2A7W / PRZC7W / PRZD7W PZ1AAW / PZ2AAW / PRZCAW / PRZDAW PZ1AFW / PZ2AFW / PRZCFW PZ1A20 / PZ2A20 / PRZC20	PRZ series						
	5 WATT	200	1,000	2,000	720 × 370 × 325	14.80	Type - C1
	7 WATT	100	500	1,000	545 × 280 × 300	11.80	Type - C3
	10 WATT	80	400	800	545 × 330 × 300	10.20	Type - C2
	15 WATT	100	500	500	350 × 350 × 330	10.00	Type - C4
PRUAW PRUFW PRU20 PRU30 PRU40	PRU series						
	10 WATT	80	400	800	545 × 330 × 300	10.20	Type - C2
	15 WATT	100	500	500	350 × 350 × 330	10.00	Type - C4
	20 WATT	100	500	500	410 × 350 × 330	11.00	Type - C5
	30 WATT	60	300	300	485 × 370 × 320	20.80	Type - C6
40 WATT	60	300	300	485 × 370 × 320	21.00	Type - C6	
	M - TYPE 5W	200	2,000	2,000	390 × 380 × 365	11.00	Type - C7

NOTE: PRZ series include PRZA – 1, PRZA – 2, PRZA – 3, PRZC and PRZD